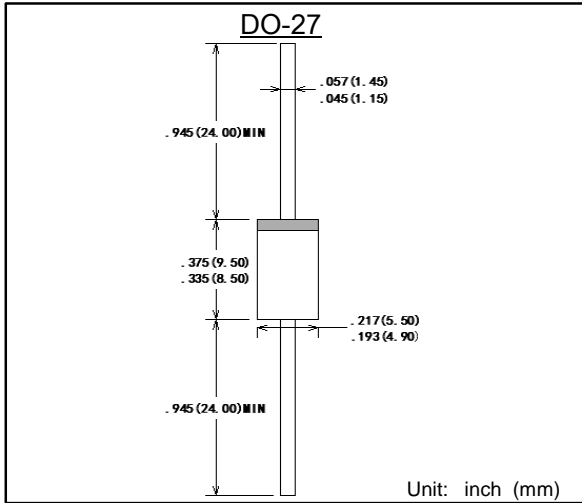


塑封肖特基二极管  
 反向电压 20 ~ 40 V  
 正向电流 3.0 A

**Schottky Barrier Plastic Rectifiers**  
 Reverse Voltage 20 ~ 40 V  
 Forward Current 3.0 A



### 特征 Features

- 反向漏电流低 Low reverse leakage
- 正向浪涌承受能力强 High forward surge capability
- 高信赖性 High reliability
- 高温焊接保证 High temperature soldering guaranteed:  
 260°C/10 秒, 引线长度:0.375" (9.5mm)  
 260°C/10seconds, 9.5mm lead length
- 引线 and 管体皆符合RoHS标准  
 Lead and body according with RoHS standard
- 型号后缀“-F”标记无卤素产品  
 Green compound with suffix "-F" on Marking

### 机械数据 Mechanical Data

- 封装外形:DO-27 塑封 Case:DO-27 Molded plastic
- 环氧树脂: UL 94V-0 易燃等级: 94V-0  
 Epoxy: UL 94V-0 rate flame retardant
- 引脚: 镀锡, 无铅 Lead: Pure tin plated, lead free

### 最大值和特性 TA = 25°C 除非另有规定。

### Maximum Ratings & Characteristics

Ratings at 25°C ambient temperature unless otherwise specified.

参数 Parameter	符号 Symbols	1N5820	1N5821	1N5822	单位 Unit
最大可重复峰值反向电压 Maximum repetitive peak reverse voltage	$V_{RRM}$	20	30	40	V
最大均方根电压 Maximum RMS voltage	$V_{RMS}$	14	21	28	V
最大直流阻断电压 Maximum DC blocking voltage	$V_{DC}$	20	30	40	V
最大正向平均整流电流 Maximum average forward rectified current	$I_{F(AV)}$	3.0			A
正向不重复浪涌电流 8.3 ms 单一正弦半波 Non-repetitive peak forward surge current 8.3 ms single half sine-wave	$I_{FSM}$	80			A
最大正向电压 @IF=3.0A Maximum forward voltage	$V_F$	0.475	0.50	0.525	V
最大反向电流 @V <sub>DC</sub> TA= 25°C Maximum reverse current TA= 100°C	$I_R$	0.5			mA
典型热阻 Typical thermal resistance (Note 1)	$R_{\theta JA}$	28			°C/W
典型结电容 VR=4.0V, f=1MHz Type junction capacitance	$C_J$	190			pF
工作结温 Operating junction temperature rang	$T_J$	-55 --- +125			°C
存储温度 Storage temperature rang	$T_{STG}$	-55 --- +150			°C

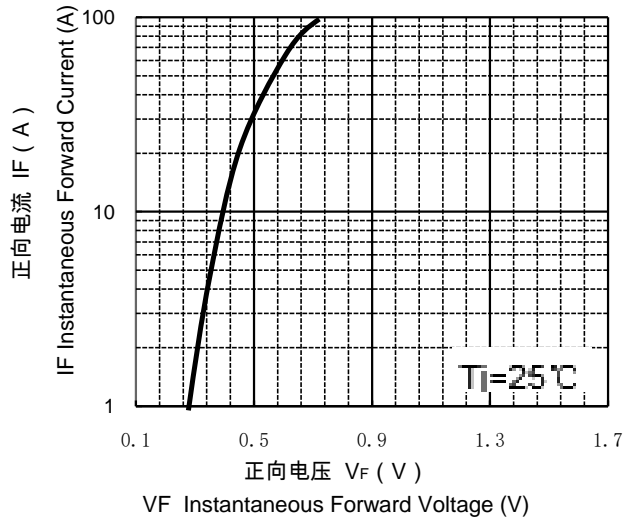
备注 Note:

- 1) 引线长度 0.375" (9.5 mm), 安装在PCB板上, 从PN结到周围环境的热阻。
- 1) Thermal resistance from junction to ambient at 0.375" (9.5 mm) lead length, PCB mounted.

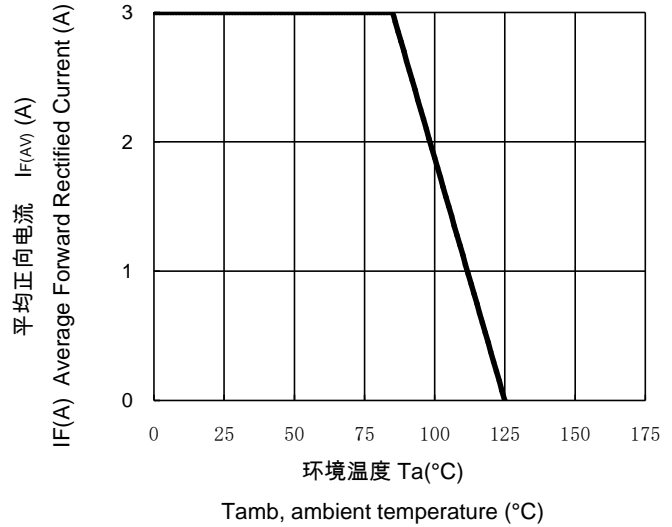


## 特性曲线 Characteristic Curves

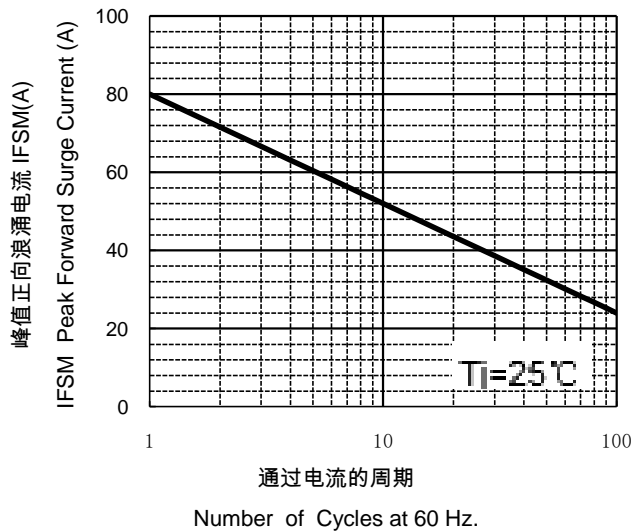
正向特性曲线 (典型值)  
TYPICAL FORWARD CHARACTERISTIC



正向电流降额曲线  
FORWARD CURRENT DERATING CURVE



浪涌特性曲线 (最大值)  
MAXIMUM NON REPETITIVE  
PEAK FORWARD SURGE CURRENT



反向特性曲线  
Typical Reverse Characteristics

